

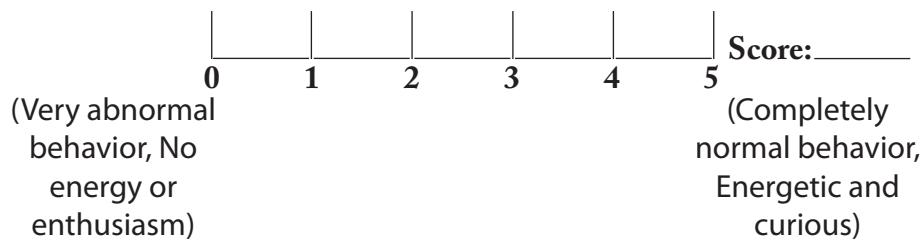
The Six Questions:

Date for this rating: ____/____/____ Time: _____

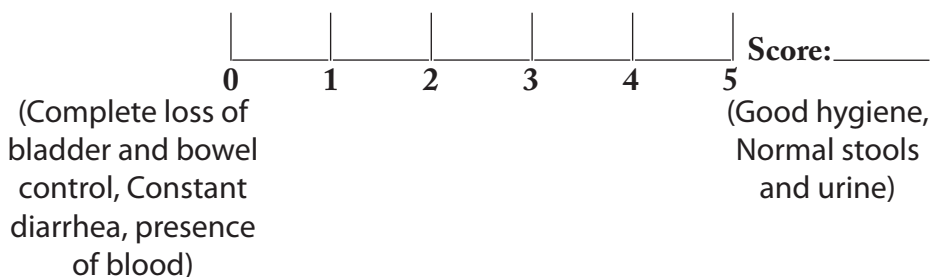
Place this date and time in the appropriate spots on the X axis [the one across the bottom] of the graph found on page 38.

With all of the emotions and concerns surrounding the health and condition of your pet, these questions might be challenging. However, if you keep your pet's best interests in mind, you will be able to rate each question accurately.

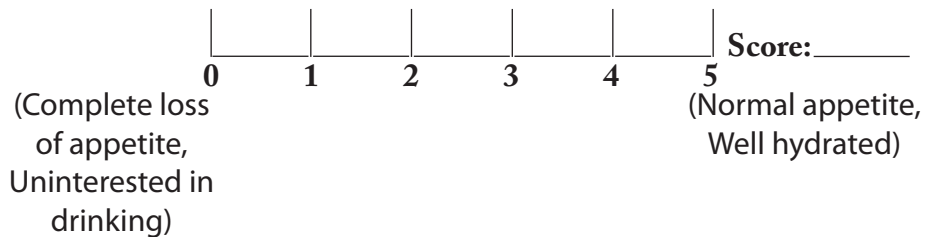
- 1. Attitude & Energy** - Has your pet's behavior been normal? Or, has your pet been more aggressive or passive? Is your pet in obvious pain, biting or clawing uncharacteristically? Is your pet as enthusiastic as usual? Is your pet still interested in normal treats, toys and activities? Is your pet still curious?



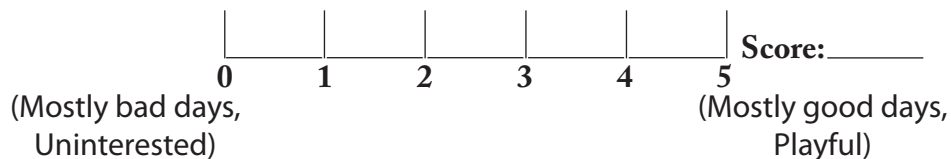
- 2. Control: Bowel & Bladder Habits** – How is your pet's hygiene? Is your pet as "house trained" as usual, or have there been accidents? If there have been accidents, has their frequency increased? Has your pet basically lost all control? Have you noticed any changes, any blood, or discoloration? Is your pet normal for frequency, regularity, consistency, and output?



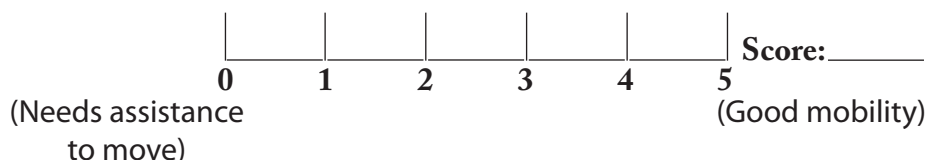
3. Diet, Eating, & Hydration - Is your pet's appetite the same as usual? Is your pet eating normal quantities of food? Does your pet still enjoy the same foods or has your pet become a "picky eater?" Is your pet drinking enough water? Have you seen any changes in your pet's eating and drinking habits?



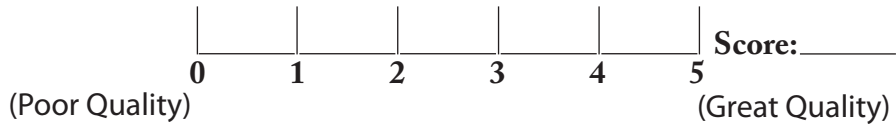
4. Activity & Positive Manner - Is your pet enjoying a normal routine? Have you noticed your pet becoming less involved and less interested? Is your pet still wagging their tail or purring as usual? Is your pet still being playful with you and their favorite toys? These would be the activities that you might classify as cute or even a little silly, those behaviors which are evidence of your pet just being joyful. Good days vs. bad days? This is the classic question and involves your overall feeling of how your pet is doing. Is your pet the same as always? Is your pet slowly declining because of advancing age or the progression of a disease? Has your pet begun to have many more bad days with only the occasional "little bit better" day?



5. Joints and Mobility - Can your pet still get around on their own, or do you have to assist your pet's mobility? Can your pet still use all of their limbs?



6. Overall Quality of Life - As the person who knows your pet the best, how do you feel their overall quality of life today compares with how they were a year ago?



Total Score for this rating period: _____

This number should be the sum of the six rating scores. Check your math twice; this is an important number. The maximum score possible is 30 (6 x 5).

To print additional copies of this question/answer form, please visit:
www.tmh.org/AnimalTherapy

Once you are sure your total is correct, there is one final question to answer before you place the score on the Graph.

- Did you do your best to give fair and accurate ratings of your pet's current health/condition?
 Yes No

If you can answer "yes, I did my best," good. Now plot the total score on the graph (on page 38), going up Y-axis until you find the number that corresponds to your score. (The Y-axis is the one on the left side labeled "Quality of Life Score.") Now place a dot on the corresponding line above the appropriate rating date on the X-axis (the one across the bottom). *****See the example graph on page 35.*****

If you answer "no," then think about what is holding you back from rating your pet honestly. If you feel you need help with this rating, either ask another family member, trusted friend, counselor, or your Vet or to help you. It is important to be as accurate as possible in your ratings.